LIMA 2013

LEAN Maintenance Manager

Maintenance Manager for Microsoft Dynamics NAV

LIMA aims to reduce the incidents that affect machines and installations, based on the methodical implementation of preventive maintenance plans,

LIMA provides the necessary tools to achieve significant and measurable improvements on a permanent basis as soon as the program is implemented.

LIMA organises a complete historical database that allows you to monitor and analyse the breakdowns and subsequent interventions.

With this information, you can improve the maintenance plans and determine the cause of repeated breakdowns.

This way, a continuous improvement cycle is established, so that the plant gets closer to achieving the aim of zero unforeseen breakdowns.

In the end, the main aim is that all maintenance stoppages should be planned.

To do this we have complete information at our disposal on all the machines and preventive maintenance plans for all the assets to be maintained.

Also, the maintenance organisation is equipped with a complete multimedia document database linked to the machines and the plans.

Guides, instructions, plans, diagrams, photos and videos are attached to the maintenance work orders. This documentation is available to the worker in his place of intervention, through his SmartPhone, Tablet or PC.

Olivia SOLUTIONS

Microsoft Partner
Gold Enterprise Resource Planning

LIMA provides great value

With the implementation, as well as the methodical and continued use of **LIMA**, great improvements can be made:

- **Reduce** stoppage time spent on maintenance
- **Reduce** interference in production.
- **Optimise** human resource planning.
- **Optimise** availability and rotation of maintenance material stocks.
- **Reduce** maintenance costs.
- **Improve** safety during the interventions.

Functions and features

MAINTENANCE PLANS

The frequency of the plan depends on time, on the cycle counter, or on the number of units produced by the machine. **The same machine can have various plans defined, each one with a different frequency.**

PLANNING SHEET

The Planning sheet calculates and proposes the work orders necessary over a period of time, in order to carry out all the preventive maintenance tasks according to the defined plans.

This is the first of the tools to synchronize activities with the factory management to avoid interference.

This tool can also be used at the first level of resource planning to ensure that it will be possible to carry out the plans.

CORRECTIVE MAINTENANCE.

The supervisor with a simple and easy-to-access form manually generate the corrective MWOs.

Before creating a corrective MWO, the list of planned tasks can be consulted as well as the worker's load. With this set of tools it is easy to reassign tasks in order to achieve a well-balanced workload.

WORK REPORTS

Maintenance workers inform the system of all the activities they carry out, and of all the materials used up. Using a mobile device can do this.

COSTS

Tue costs that are considered are internal and external direct staff, each worker with his hourly rate. Indirect rates and general costs can be added.

As for consumption, the system calculates the cost of materials based on different valuation methods.

WORKER TASKS

It is possible to view all the maintenance tasks to be carried out sorted by worker.

At any moment, the supervisor can modify the data and reassign tasks and functions.

The maintenance workers have a work calendar defined where shifts and bank holidays can be assigned.

PLANNING WITH FINITE CAPACITY

For the "fine" programming of the workers' activities a visual planning tool is available which permits the maintenance managers to handle the workers' job queues with a simple "drag and drop".

The system automatically reschedules the pending workload as soon as the workers notify that an MWO has been completed.



MACHINE HIERARCHY AND LOCATION MAP

All users can view the machines structure and their physical location in the plant.

The coordinates and the map to reach every installation, plant and location are also available.

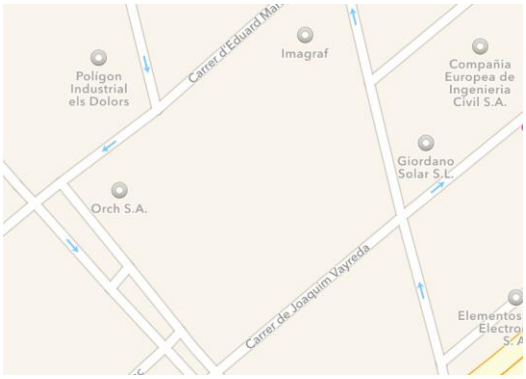

CALCULATING SUPPLIES

The maintenance module uses the demand worksheet to calculate the need of maintenance materials.

Stock policies can be defined for each product, to ensure availability and improve rotation with optimum balance.

GRAPHS AND INDICATORS

LIMA offers a series of KPI's and graphs to analyse tendencies and detect failure situations in an intuitive way.

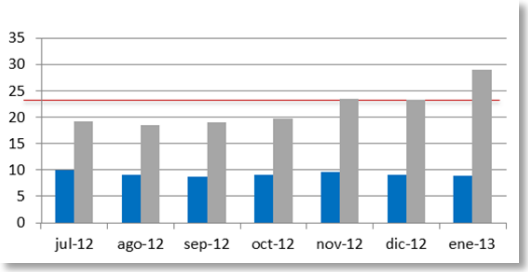

"One of the most important contributions that LIMA has made to our maintenance department has been the possibility of synchronising the preventive interventions with production, reducing the incidence due to lack of materials, and reducing corrective interventions by 20%."

Miguel Salinas, Head of Maintenance at Draka Cables.

olivia solutions
932 380 132
info@olivia.es
www.olivia-solutions.com

Copyright © 2013 Olivia Consulting. Todos los derechos reservados.

Olivia SOLUTIONS

Microsoft Partner
Gold Enterprise Resource Planning